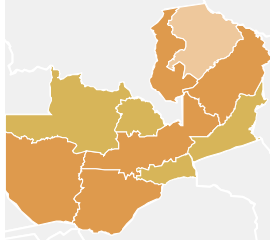


CCI Country Score: 70%



Composite Coverage Index



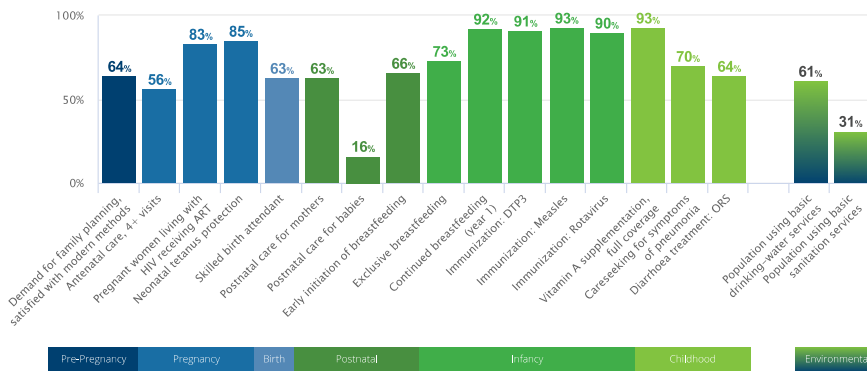
Demographics

Total Population (000)	16,591	2016
Total under 5 population (000)	2,820	2016
Total adolescent (10-19) population (000)	4,069	2016
Secondary completion rate (upper, females)	23%	2016
Total Births (000)	634	2016
Total fertility rate (births per woman)	5	2016
Adolescent (15-19 years) birth rate (births per 1000 girls)	145	2012

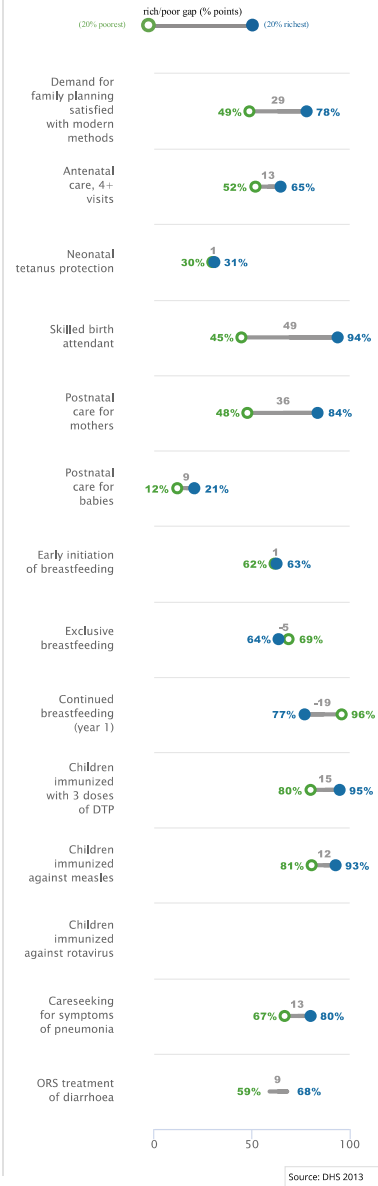
Birth registration	11%	2014
Total maternal deaths	1,400	2015
Lifetime risk of maternal deaths (1 in N)	79	2015
Stillbirth rate (per 1000 total births)	21	2015
Neonatal deaths, as % of all <5 deaths	34%	2015
Total under 5 deaths (000)	39	2016
Adolescent (10-19) mortality rate (per 100,000), by sex	178 girls 226 boys	2015

Continuum of Care Coverage

Percentage of those in need receiving coverage of key interventions across the continuum of care

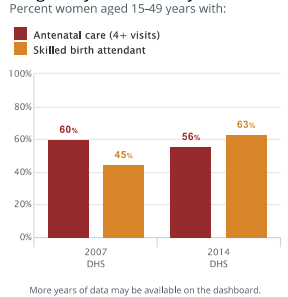


Equity

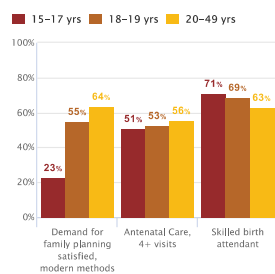


Maternal & Newborn Health

Pregnancy and Delivery Care



Adolescent Reproductive and Maternal Health



Additional Maternal and Neonatal Health Interventions

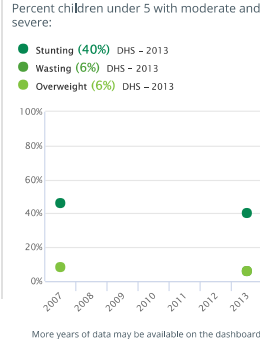
Pregnant women living with HIV receiving ART	83%	2016
Intermittent preventive treatment for malaria during pregnancy 3+	50%	2014
Institutional Delivery	63%/59%/67%	2014
C-section rate	7%/3%/4%	2014

Women's & Children's Nutrition

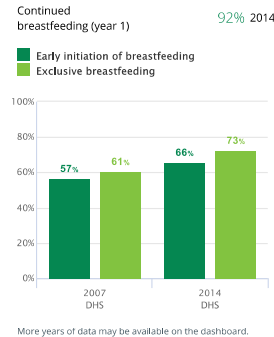
Essential Nutrition Indicators

Prevalence of anemia in women aged 15-49	34%	2016
Women of reproductive age, short stature	2%	2013
Women (20+) with: BMI <18.5 kg/m2 (thinness)	8%	2016
BMI 25-30 kg/m2 (overweight)	25%	2016
BMI > 30 kg/m2 (obese)	13%	2016
Iron/folic acid supplementation during pregnancy	59%	2014
Low birth weight prevalence	11%	2007
Vitamin A supplementation, full coverage	93%	2013
Minimum dietary diversity	22%	2014

Child Nutritional Status



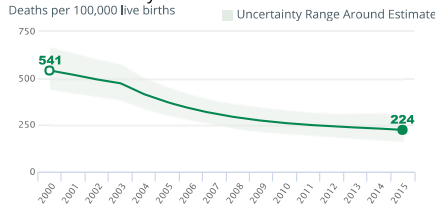
Breastfeeding Practices



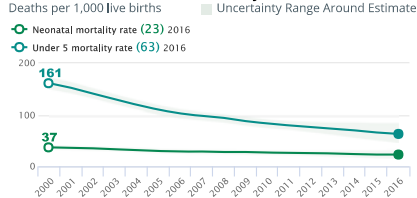
More information about indicator sources, definitions, and other details can be found in the Countdown report annexes: countdown2030.org/annexes

Demographics

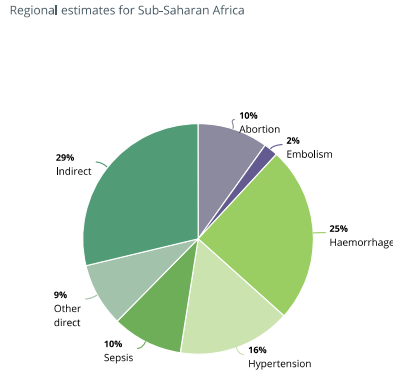
Maternal Mortality Ratio



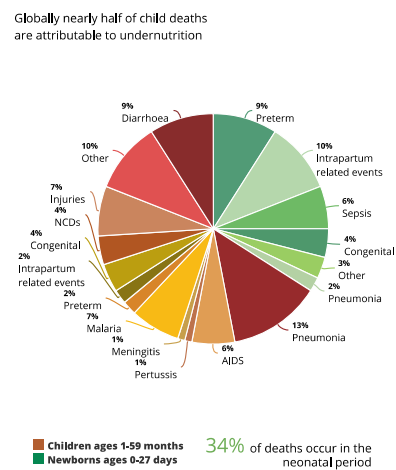
Neonatal & Under-five Mortality Rate



Causes of Maternal Death - 2014

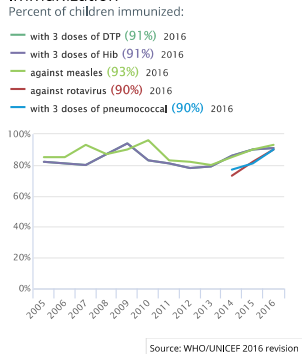


Causes of Death Under-Five - 2015

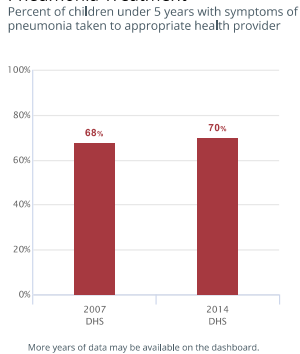


Child Health

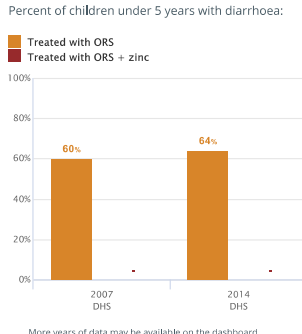
Immunization



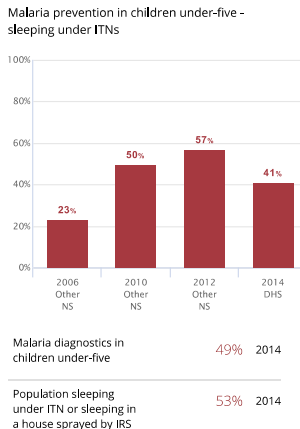
Pneumonia Treatment



Diarrhoeal Disease Treatment

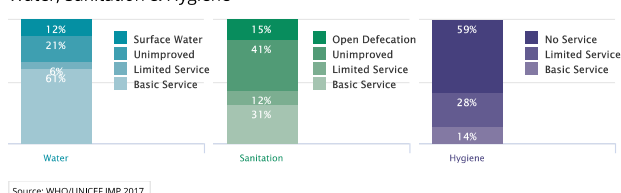


Malaria Prevention & Treatment



Environmental

Water, Sanitation & Hygiene



Policies, Systems & Financing

Legislative Policies

Family planning for adolescents without spousal or parental consent: **No**

Legal status of abortion:

- to save a woman's life:
- to preserve physical health:
- to preserve mental health:
- for economic & social reason:
- on request:
- in case of rape or incest:
- in case of foetal impairment:

Maternity protection (Convention 183): **Partial**

International code of marketing of breastmilk substitutes: **Partial**

Legislation on food fortification:

- Wheat: **NO FORTIFICATION**
- Maize: **NO FORTIFICATION**
- Rice: **NO FORTIFICATION**

Governance:

Costed national implementation plan(s) for maternal, newborn and child health available:

- MATERNAL: **Yes**
- NEWBORN: **Yes**
- CHILD: **Yes**

Maternal Death Review 2014:

- A national policy to notify all maternal deaths:
- A national policy to review all maternal deaths:
- A national maternal death review committee:
- A subnational maternal death review committee:
- Both national and subnational maternal death review committees:
- At least biannual meetings of the national maternal death review committee:

Civil society involvement in review of national maternal, newborn and child health programs: **No Data**

Financing:

- Total expenditure on health, per capita: **86** 2014
- Government expenditure on health, per capita: **48** 2014
- Out of pocket expenditure as % of total expenditure on health: **30%** 2014
- General government expenditure on health as % of total government expenditure: **11%** 2014
- ODA to RMNCH (US\$): **Total: \$266 M** 2015 **Per capita: \$17** 2015

Service Delivery:

Life Saving Commodities in Essential Medicine List:

- Reproductive Health: **3**
 - 1. Female Condom
 - 2. Contraceptive Implants
 - 3. Emergency Contraception
- Maternal Health: **3**
 - 1. Oxytocin
 - 2. Misoprostol
 - 3. Magnesium sulfate
- Newborn Health: **2**
 - 1. Injectable Antibiotics
 - 2. Antenatal Corticosteroids
 - 3. Chlorhexidine
 - 4. Resuscitation equipment: Self-inflating bag
- Child Health: **3**
 - 1. Amoxicillin
 - 2. Oral Rehydration Salts
 - 3. Zinc

National availability of functional Emergency Obstetric Care (% of recommended minimum): **42%** 2015

Density of skilled health professionals (per 10,000 population): **8.3** 2012

Midwives authorized for specific tasks:

- Parenteral antibiotics:
- Parenteral oxytocin:
- Parenteral anti-coagulants:
- Manual removal of placenta:
- Removal of retained products of conception:
- Assisted vaginal delivery:
- Newborn resuscitation: